




WET & DRY PLANT HIRE

TURNKEY CREW AND
FLEET CAPABILITIES



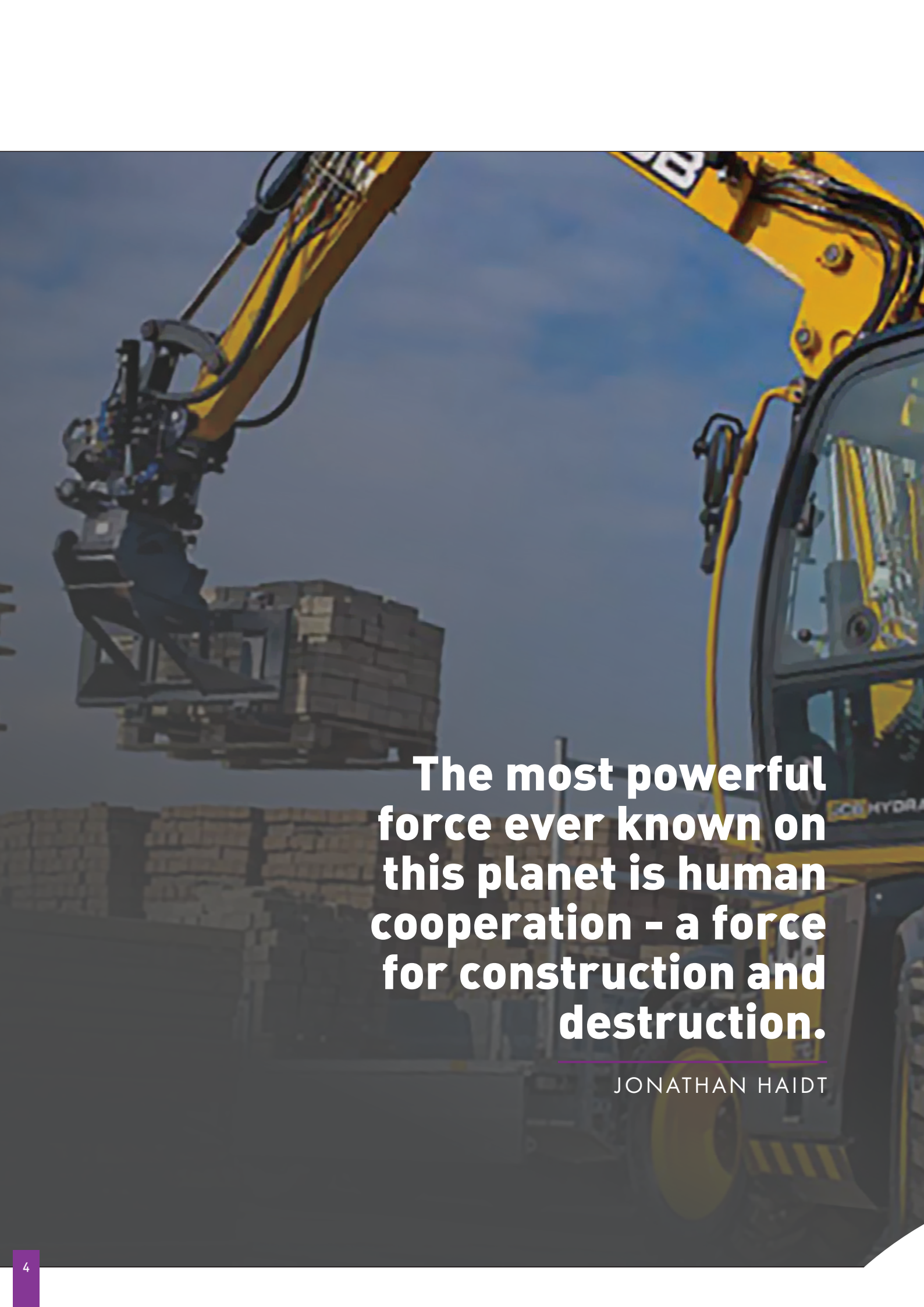
**If everyone is
moving forward
together, then
success takes
care of itself.**

HENRY FORD



CONTENTS

Introduction	5
Who We Are	6
Why Us	7
Compliance and Safety	8
Maintaining Our Equipment	9
Wet and Dry Hire Turnkey Solutions	10-11
The Rubber Duck Difference	13
Rubber Duck Wheeled Excavators	15
Tracked Excavator	16
The Rest of the Fleet	17
Trade Relationships	19
Contact Us	Back Cover

A yellow excavator is shown from a low angle, lifting a large, rectangular stack of bricks. The excavator's arm and bucket are visible, with the bucket holding the stack. The background is a clear blue sky. The excavator's body has some text, including "HYDRA" and "ICE".

**The most powerful
force ever known on
this planet is human
cooperation – a force
for construction and
destruction.**

JONATHAN HAIDT



INTRODUCTION

East to West Plant Hire are a newly formed Plant Hire Company servicing the Western Australia and New South Wales civil, private and residential construction sectors.

The company was formed by Richard McNamara and Shane Finnerty who have a combined 40 years experience in the construction and earthmoving industry.

Our expertise, efficiency and accountability throughout all aspects of our external and internal operations makes us the perfect partner for your next project. We will make the difference with our comprehensive range of turnkey, wet hire operator crews and modular dry hire fleet solutions, customised to your nuanced requirements and needs.

We believe in open communication, collaboration, mutual dependency, professional delivery, sustainability, profitable growth and innovation.

Our success centres around effective working partnerships, built on delivering a complex range of professional skills and resources, customised to each of our clients individual requirements.

WHO WE ARE

OUR VISION

To provide a state of the art range of plant hire equipment, skills and solutions 'East to West' - Renown for our expert operators, and our flexible, determined commitment to our client's cause.

OUR TEAM



RICHARD McNAMARA

Richard McNamara has over 20 years' experience in all aspects of the earthmoving and plant hire industry.

Richard has been operating in WA for 7 years, in various Civil Supervisor roles for all types of Earthworks Contracting to the Mining and Resources sector. He has put his specialist management skills to good use with companies such as BHP, Chevron and Rio Tinto among many others.



SHANE FINNERTY

Shane Finnerty has over 20 years of experience in big bulk excavation works, drainage and pipe laying, earthmoving fleet maintenance and logistical management.

Shane has held various Superintendent Project Manager and Civil Supervisor roles throughout his 7 years in NSW and also managed his own family Plant Hire company in Ireland.

OUR VALUES

TEAMWORK



Our enterprise is built on partnerships, with our staff and our valuable clients.



EXCELLENCE

We believe the bar is there to be lifted higher. We intend to be the ones who lift it.



ACCOUNTABILITY

Our word is the highest determinate of our integrity. We stand by it.

SAFETY



People are our priority. We protect them at all costs. Our role is to see that everyone returns home safely each and every day.

INTEGRITY



We are open, honest, considerate and fair in all that we do.

COMMUNICATION



We are clear, concise and our operations are transparent.

WHY US?

OUR COLLABORATIVE APPROACH



We know that our success rests solely on the relationships with our clients. Our intent is always making sure your reputation stays in tact and believe that we are an extension of their operations when doing business.

OUR RESPECT FOR THE ENVIRONMENT



All of our professional employees apply operating practices and procedures that ensure the protection of the environment, respect for private and public property and the health and safety of themselves and the people around them.

OUR COMMITMENT TO SAFETY



We see safety as central to our operational mindset and approach. We protect our people and yours through our commitment to compliance, safe work practices and continual refinement of our operating procedures.

OUR EXPERIENCE AND AMBITION



We are young in Perth but our directors have combined experience in Plant hire of over 40 years. Through our determination and our methodical approach, we will be forever building with you, as we build in Australia.

COMPLIANCE & SAFETY

SAFETY



Our number one priority is getting our people home safely to their families each and every single day. Our safety is not a set of rules but rather a culture of protecting each other.

We never compromise on safety. Our workers are required to take immediate corrective action on the discovery of any safety hazard or situation that threatens the safety of our workers, and anyone in the vicinity of operations.

ACCREDITATION



RICHARD McNAMARA

- Certificate IV Building and Construction
- Certificate IV TAE Training & Assessing
- Certificate III Civil Plant Operations

COMPLIANCE



An integral part of our service is to effectively track the inspection and maintenance of our plant and machinery to remain compliant at all times.

All excavators are fully mine spec and fully R.M.S Safety Compliant. All of our operators have the nationally accredited RIIS / VOC certification.

We apply strict application of Original Equipment Manufacturer (OEM) Instructions, adherence to Australian Standards (AS) & Codes of Practice referenced by legislation.

SHANE FINNERTY

- Certificate IV TAE Training & Assessing
- Certificate III Civil Plant Operations



MAINTAINING OUR EQUIPMENT

ALWAYS INNOVATING



Our equipment fleet for hire is generally late model and low hour. We know that our clients expectations are based on the newest technological advancements and therefore aim to provide those advancements readily as they become available.

GPS TRACKING SYSTEMS



Our equipment is tracked by GPS tracking systems. They are monitored for their performance and tracked in the incident of theft , allowing our clients peace of mind to focus on their project without the extra worry of stolen or underperforming equipment.

PROFESSIONAL SERVICING




Our service division is designed to support our manufacturer's maintenance requirements to the finest detail. We don't cut corners. We know that lost time is lost profit and the best way to deal with breakdowns is through preventative continual care.

PROMPT 24 HOUR BREAKDOWN SERVICE



in the event of an unlikely breakdown, we provide a speedy professional breakdown service, ensuring the machine is back up and operating quick smart with a minimum amount of costly down time.



**As the builders
say, the larger
stones do not lie
well without the
lesser.**

-PLATO

SKILLED WET / DRY HIRE LABOUR SOLUTIONS



We are structured to offer a vast range of turnkey plant hire services backed by our highly professional RIIS / VOC nationally accredited operators, through our network of longstanding industry alliances and partnerships.

Our experienced pipe layers, labourers and supporting crews will supply and install all works with an efficient and safety conscious methodology, on time and on budget.

We will customise a complete turnkey plant hire solution for your next civil, commercial or residential construction project.

Our ability to safely and meticulously dig around underground utility services makes us ideal for small civil utility works with our machinery specifically suited to the work due to our vast project experience in this sector.

We offer accredited minor and major works service for sewer, Portable Water mains and Recycled Water mains as well as sewer and water projects for private subdivision developers.

We also provide total and partial pump station pipe works replacement (pumps, stop valve, reflux valves, various types of joints) and a variety of pipe works including PVC, DICI, Stainless Steel and more to various stormwater drainage works projects.



**It is not the beauty
of a building you
should look at; its the
construction of the
foundation that will
stand the test of time.**

- DAVID ALLAN COE



THE RUBBER DUCK DIFFERENCE

The Rubber Duck is a name for wheeled excavators and earthmoving equipment due to the appearance of them bobbing about whilst performing their task or traveling to and from jobs.

Being mounted on rubber tyres as opposed to the normal tracked undercarriage, our products are ideally suited for street works where the tyres eliminate the damage problem of steel tracks.

The tyres also provide high flexibility and a swift solution, being able to travel to and from jobs independent of expensive floats/tilt-trays required to transport them. It also saves you paying through the nose to get a machine back to site by the agreed time (or paying extra fees should you not manage to!).

Although we know our rubber duck products inside out, we also provide traditional track equipment on request through our alliance partners and our background history of 30 years in the industry



HW140 14 TONNE WHEELED EXCAVATOR

Units	Measurements
Operation weight	13880 kg
Engine model	Cummins QSB6.7
Engine power	117 kW / 157 hp (2150 rpm)
Bucket capacity	0.23 m ³ - 0.71 m ³
Digging force	87.3 kN
Digging Depth	4650
Dumping height	5960

ATTACHMENTS

BOOMS

- 5.0 m; 16' 5" Mono
- 5.1 m; 16' 9.5" 2-Piece

ARMS

- 2.2 m; 7' 3"
- 2.5 m; 8' 2"



0.23 (0.30)



0.40 (0.52)
0.46 (0.60)



0.52 (0.68)
0.58 (0.76)



0.65 (0.85)



0.71 (0.93)



0.55 (0.72)



0.45 (0.59)

WHEELED EXCAVATORS



HW160 16 TONNE WHEELED EXCAVATOR

Units	Measurements
Operation weight	17100 kg
Engine model	Cummins QSB6.7
Engine power	134 kW / 180 hp (1800 rpm)
Bucket capacity	0.39 m ³ - 1.05 m ³
Digging force	113.4 kN (ISO)
Digging Depth	5,650 mm
Dumping height	6,400 mm

ATTACHMENTS

BOOMS

- 4.6 m; 15' 1" Mono
- 4.9 m; 16' 1" 2-Piece
- 4.1 m; 13' 5"

ARMS

- 1.9 m; 6' 3"
- 2.1 m; 6' 11"
- 2.5 m; 8' 2"
- 3.0 m; 9' 11"




0.39 (0.51) 0




0.50 (0.65)



0.64 (0.84)
0.70 (0.92)
0.76 (0.99)



0.70 (0.92)



0.89 (1.16)
1.05 (1.37)



0.69 (0.90)



0.75 (0.90)

TRACKED EXCAVATOR



CX145C SR TRACKED EXCAVATOR

Units	Measurements
Operation weight	14 500 kg
Engine model	Isuzu AM-4JJ1X / Cooled EGR
Engine power	74.9 kW / 100 hp (2000 rpm)
Bucket capacity	0.23 m ³ - 0.71 m ³
Digging force	90 kN (95kN w/ Auto Power Boost)

ATTACHMENTS

BOOMS

- 15' 2" 4.63 m

ARMS

- Standard arm
9' 11" 3.01 m
- Heavy-duty arm
6' 10" (2.11 m)

MISC

- Heavy-duty bucket linkage
- Boom mounted work light (70 watt)
- Auxiliary pipe brackets
- Centralized grease fittings
- Attachment cushion valve
- Arm and boom regeneration

BUCKETS

Heavy-duty	24' to 42" (0.61m to 1.07 m)
Extreme-duty	24' to 42" (0.61m to 1.07 m)
Heavy Duty Coupler	24' to 42" (0.61m to 1.07 m)
Ditching	48' to 60" (1.22m to 1.52 m)

THE REST OF THE FLEET

EXCAVATORS

14 Tonne Wheeld Excavator with mud dig buckets, rockbreaker, pallet forks and grab

6 Tonne Wheeld Excavator with mud dig buckets, rockbreaker, pallet forks

5T - 6T Excavators with mud/dig bucket

5T-6T Excavator with Hammer

8T Excavators with mud/dig bucket

8T Excavator with Hammer

14T Excavators with mud/dig bucket

14T Excavator with Hammer

20T Excavators with mud/dig bucket

20T Excavator with Hammer

24T Excavators with mud/dig bucket

24T Excavator with Hammer

30T Excavators with mud/dig bucket

30T Excavator with Hammer

35T Excavators with mud/dig-bucket

35T Excavator with Hammer

36- 40T Excavators with mud/dig bucket

36 -40T Excavator with Hammer

TRUCKS

3 - 4 Tonne Tip Trucks

8 Tonne Tip Trucks

12 - 14 Tonne Bogie Trucks

14 - 16 Tonne Bogie Trucks

25 Tonne Dump Trucks

30 Tonne Dump Trucks

40 Tonne Dump Trucks


GPS/UTS

GPS unit to suit 14 T Excavator - 36 T Excavator

Tilt bucket /Ripper/Compaction Wheel

OPERATORS ON REQUEST





GET **10% OFF*** YOUR FIRST HIRE ORDER

All first time clients get 10 percent off of their first order. Just give us a call today and mention this offer.

*Terms and conditions apply. Enquire with Richard or Shane.

TRADE RELATIONSHIPS



We stand by our word and our intention - to be the top of mind, efficient, reliable, safe solution to your plant hire needs, and most importantly one that continually looks to deliver a maximum return on the investment of your time, money and trust in our company.

East to West Plant Services offer special rates and extended offerings for our long term clients. We know that great businesses are built on strong relationships. Delivering on our promises and evolving with technological advancements.

We are continually looking to build on our relationships and are continually looking to add value to our clients. We aren't scared to rock the boat or challenge the 'status quo' in our long standing relationships if we believe we can fix something that is not providing an adequate return on investment or add more efficiency to any sector of your business.

We have your best interests at heart and will fight for them every step of the way.



CONTACT US TODAY



WA Office:

Richard McNamara
0429 077 699

85 Pearl Road
Cloverdale WA 6105

admin@easttowestplantservices.com.au

NSW Office:

Shane Finnerty
0457 617 787

9/100-102 Bridge Road
Westmead NSW 2145