



PLANT HIRE

CIVIL - RAIL - PLANT - LABOUR



Work Safe
Home Safe

WHEELED EXCAVATORS

WHEELED EXCAVATOR/RUBBER DUCKY

WET OR DRY HIRE



6T Excavator Mono Boom

MODEL R60W-9s

- Fitted With Heli Tilt Coupler
- Full Auto Double Locking Quick Hitch
- Yanmar 4TNV94I Engine
- Hydraulic System
- 'Hi-Mate' (Remote System Management)
- Variable Swing Boom (Optional)
- Dozer Blade



14.0T Excavator Maximum Draw-Bar Pull Mono Boom 8,200KGF MODEL R140W-9

- Fitted With Tilt Hitch
- Full Auto Double Locking Quick Hitch
- Auto Boom-Swing Priority
- Hydraulic System
- 'Hi-Mate' (Remote System Management)
- 2 Speed Power Shift Transmission
- Dozer Blade



17.0T Excavator Mono Boom Independant Outriggers MODEL R170W-9

- Fitted With Heli Tilt Coupler
- Full Auto Double Locking Quick Hitch
- Auto Boom Vs Swing Priority
- Hydraulic System
- 'Hi-Mate' (Remote System Management)
- 2 Speed Power Shift Transmission
- Dozer Blade

EXCAVATORS

FOR WET OR DRY HIRE

MODELS AVAILABLE: 1.7T, 3.5T, 5T, 8T, 14T, 23T, 30T, 40T, 50T, 80T



13T Knuckle Boom
5,480mm Max Digging Depth
13.0T Excavator
MODEL PC138US-8

- Fitted With Tilt Hitch
- 'Komtrax' Satellite Tracking
- 'Hydraumind' System
- Height + Slew Restrictor
- Mono + Knuckle Boom
- Dozer Blade
- 8,300mm Maximum Digging Reach



22T Excavator
Dozer Blade
Tilt Hitch
MODEL PC228US-8

- Fitted With Tilt Hitch
- Full Auto Double Locking Quick Hitch
- Auto Boom-Swing Priority
- Hydraulic System
- 'Hi-Mate' (Remote System Management)
- 2 Speed Power Shift Transmission
- Dozer Blade



80T Hydraulic Excavator
Backhoe
7,8600-7,9800kg
MODEL PC850-8EO

- 370KW/496HP
- Water-cooled, 4 Cycle, Direct Injection
- 7.1 Heavy Duty Boom
- Digging Depth 7,130mm Max
- Digging Reach 1,2265mm Max

EXCAVATOR

ADDITIONAL FEATURES

MODELS AVAILABLE: 1.7T, 3.5T, 5T, 8T, 14T, 23T, 30T, 40T, 50T, 80T




- Certified ROPS/FOPS Canopy/ROPS/FOPS Cabin
- Suspension Seat With Seat Belt
- Pilot Controls With Wrist Rests
- Rubber Tracks / Steel Tracks With Bolt On Pads
- Blade
- Travel Levers With Pedals
- Double Pump Hydraulics
- 300mm, 450mm, 600mm, 900mm & 1200mm Digging Buckets With Teeth
- Reverse Flow Hammer Piping
- Hydraulic Quick Hitch
- Fire Extinguisher
- Emergency Stop Buttons
- Reverse Squawker
- Pattern Select Controls
- All Safety Decals And Equipment
- Rotating Beacon
- Working Lights
- Travel Alarm
- First Aid Kit
- Battery Isolator
- Conditional Registration
- GPS

EXCAVATOR ATTACHMENTS



- Mud Bucket
- Tilt Bucket
- Skeleton Bucket
- Pulverizer
- Hydraulic Grab
- Manual Grab
- Compaction Wheel
- Ripper Tyne
- Hydraulic Breaker

- Drum Cutter
- Augers
- Rock Saw
- PD Motor 5-50



BULLDOZERS

FOR WET OR DRY HIRE



D6TXL

- Operating weight 23,012 kg
- Power 215hp
- Fuel tank 341L
- Fully automatic 4-speed powershift



D8T

- Operating weight 39,750kg
- Power 354Hp
- Fuel tank 627L
- Fully automatic 4-speed powershift



D9

- Operating Weight 49,988Kg
- Power 451Hp
- Fuel tank 963L
- Planetary powershift transmission



D10

- Operating weight 70,171Kg
- Power 620Hp
- Fuel tank 1190L
- 3-speed Planetary powershift

COMPACTORS

FOR WET OR DRY HIRE



815 COMPACTOR

- Operating weight 22,552kg
- Power 249hp
- Fuel tank 500l
- Cat planetary power shift



825 COMPACTOR

- Operating weight 35,528kg
- Power 404hp
- Fuel tank 782l
- Electronic clutch pressure control transmission

CRAWLER CRANE

FOR WET OR DRY HIRE



Telescopic Crawler Crane LTR 1100

- Max load capacity 100t
- Telescopic boom 52m
- Max hoist height 83m
- Max radius 60m


POSI LOADERS & ATTACHMENTS

ATTACHMENTS - SPREADER BAR - FORKS - GRABS - SWEEPER
FOR WET OR DRY HIRE



Model Bobcat

- 4 In 1 Bucket
- Spreader Bar
- Pallet Forks
- Broom
- Rubber Tracks
- 30hp - 120hp
- GPS Grader Attachment



TRAILERS & CARTS



**Road Registered
Vacuum Trailer**

MODEL VX30-250

- High Pressure Washer
- Convenient Curbside Controls
- In-Tank Wash-Down System
- Quieter Operation



**Road Registered
Air Compressor**

MODEL C110-9

- Low Emission
- Volume Flow - 10.8m³/min
- 5-8 Bar Operating Pressure



**1,000L
Water Trailer**

- Holds 1,000L of Water
- Fire Hose
- Pressure Gurney
- Polyethylene Tank

WATERCARTS

FOR WET OR DRY HIRE



3,000L - 8,000L Water Cart with Fire Hose & Pressure Washer

- Rego Comprehensive Insurance
- Full Service History
- Rear And Batter Spray
- Stand Pipe Hire Available
- Wet Or Dry Hire Options Available
- C Class License Required For Dry Hire
- Full Remote Control



10,000L - 15,000L Water Cart

- Full Remote Control
- Stand Pipe Hire Available
- Rego Comprehensive Insurance
- Full Service History
- Rear & Batter Spray
- Operation Manual
- Wet Or Dry Hire Options Available
- Rear Drizzle Bars
- HR LICENCE REQUIRED For Dry Hire

DUMPERS

FOR WET OR DRY HIRE



3T Dumper
2,000KG Load Capacity
180° Rotating Tipper
4WD Permanent Compent
MODEL D20IR

- Kubota 22.7KW Engine
- 20KM/H Max Speed
- Hydrostatic 2 Speed Transition



6T Dumper
4,5000KG Load Capacity
180° Rotating Tipper
36KW Engine
MODEL D450

- 21KM/H Max Speed
- Permanent 4WD Compent
- 2,670m Hopper Capacity (Heaped)
- Articulated Chassis Dumper



9T Dumper
6,000KG Load Capacity
180° Rotating Tipper
4WD Permanent Compent
MODEL D600A

- Kubota; Water Cooling System;
- 4 Cylinders, 85KW Engine
- 5,700mm Turning Radius
- 3,290m3 Hopper Capacity (Heaped)
- Amazing Stability In Very Uneven & Irregular Terrain

DUMPERS

FOR WET OR DRY HIRE



**12T Dumper, 108KW Engine
180° Rotating Tipper**

12T 912G Hydrema

- Fixed Rigid Axel
- Spacious Rops / Fops
- 6-Speed Fully Automatic
- Max Torque 600mm
- 12,000 Payload Capacity



**30T Moxi
Dump Truck**

30T

- 242KW/324 HP Engine Power
- 53,475 kg Operating Weight
- 28,000 kg Payload Capacity
- 6-Speed Fully Automatic



**40T Moxi
Dump Truck**

40T

- 348KW/466 HP Engine Power
- 75,135 kg Operating Weight
- 40,000 kg Payload Capacity
- 6-Speed Fully Automatic

WHEELED LOADER

FOR WET OR DRY HIRE



Wheeled Loader MODEL 980M

- Operating Weight 30,090 kg
- Bucket Capacities
4.2 - 12.2m³ (5.25-16.0 Yd³)
- Maximum Width
Over Tires 3,296mm



Wheeled Loader MODEL 972K

- Operating Weight 24,897 kg
- Bucket Capacities
3.20 - 9.94m³ (4.19 - 13.0 Yd³)
- Maximum Width
Over Tires 3,009mm

GRADERS

FOR WET OR DRY HIRE



Tractor Grader

- 8FT Wide Blade
- Mce Proportional Dual Laser Control
- Flotation Tires



12M Grader

- 12FT Wide Blade
- Net Power 104KW
- Gps Capability
- Plus Blade, Tires, Push Plate, Ripper & Bottom Guard



140M Grader

- 14FT Wide Blade
- Net Power 136KW
- Gps Capability
- Plus Blade, Tires, Push Plate, Ripper & Bottom Guard

PILING

FOR WET OR DRY HIRE




MODEL A140

- Rig Weight (With Kelly Bar) - 37T
- Pile Max Depth - 57M
- Pile Max Diameter- 1,500mm



MODEL A215

- Rig Weight (With Kelly Bar) - 60T
- Pile Max Depth - 60M
- Pile Max Diameter- 2,000mm



LABOUR HIRE

CALL 1300 MURPHY (1300 687 749)

CIVIL - RAIL - PLANT - LABOUR

Our labour hire division specialise in supplying highly skilled, experienced personnel for the Civil, Construction, Rail & Mining industries.

We provide general labourers, machine operators, skilled trades, project engineers up to project managers. We can build and mold a team to suit our clients needs.

High Risk Ticket Holders

- Project Managers
- Project Administration
- Leading Hands
- EWP Operators
- Crane Operators
- Dogman and Riggers
- Piling Operators

Skilled Labourers

- Piling Trimming Crews & Equipment
- Formworks
- Steel Fixers
- Concrete Finishers
- Drainage Crew
- Pipelayers
- Traffic Management Personnel & Equipment



LOCATIONS & ABOUT US



CALL 1300 MURPHY (1300 687 749)
MCSAUS.COM.AU

From our headquarters in Kurnell NSW, we can mobilise to any worksite across Australia. With a dedicated team of people that all strive to do the best and deliver the desired outcome for our customers.

Industries Served

- Construction and Engineering
- Rail
- Transport
- Water

Headquarters: Unit 33 / 260 Captain Cook Drive, Kurnell, NSW 2231